

ModularT 7

LUXURY VINYL TILES

The game
changer

THE GAME CHANGER



OAK TREND Cold Brown 257021003
OAK TREND Grey 257021002

The game changer

The first impression of a space is to a great extent defined by thoughtfully designed interior. Texture and colour of the floor gives basic tone to the space, which is upgraded with the other elements of interior design. LVT floor coverings changed the game rules completely, when it comes to floor design.

Modular solution

This LVT collection opens numerous possibilities of combining designs, various textures, shapes and colours, thanks to its modularity. Areas in which ModularT 7 is installed can exude simplicity and calmness, or they can be cozy, with lots of details and strong personal touch of people spending their time there.

With four carefully and professionally chosen designs in 22 colours, inspired by natural materials, ModularT 7 provides possibility to create spaces with different styles. This collection is a good solution for spaces with high traffic, such as hotels, coffee shops, stores, offices, or restaurants. Characteristics like simple maintenance, water resistance, durability and impact sound reduction, make ModularT 7 the right choice from both functional, and aesthetic aspect.

Summary:

Sustainable solution	4
Construction for high performances	5
Design for excellence <i>Design team Tarkett</i>	6
Design Oak Trend	8
Design Oak Origin	18
Design Oak Street	26
Design Beton	36
Modular solution	52
Installation Instructions	58
Technical data	59

Sustainable solution

1. Phthalate free

We selected **phthalate-free** plasticizers approved for food contact containers, which can also be used for toys intended to be placed in the mouth by children.

This way, we offer our clients more comfortable, healthy and people-friendly indoor spaces, keeping high performance and design experience.



2. VOC <100µg/m³



3. 100% recyclable



10 layer construction for high performances

Durability: Very resistant and durable floor, intended for commercial areas with high frequency.

Multiple **glass fiber** and **glass grid** reinforcement (PATENT PENDING) for great dimensional stability, several times better than most products on market have. Thanks to innovative construction, ModularT is flexible enough and easier for manipulation during installation.



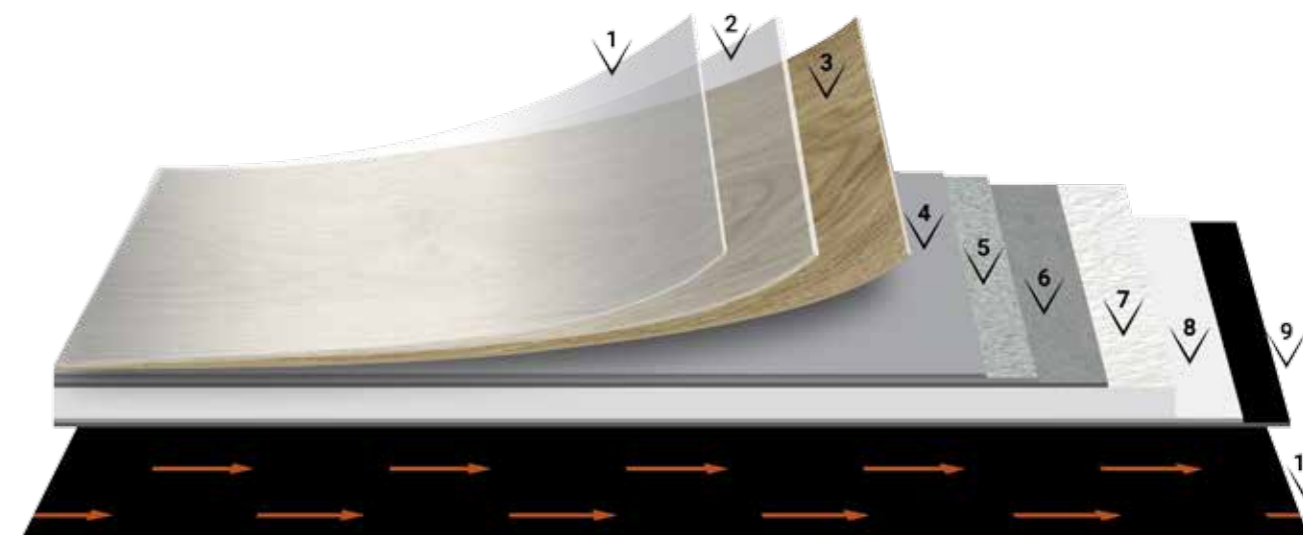
Additional protective layer on floor covering, which keeps dirt away from lower layers of the product, at the same time making cleaning and maintenance of the floor easier.



Water resistant material.




Construction that provides good acoustic insulation, two times better than regular compact LVT.



Bevelled edges: realistic look of natural designs





Design team Tarkett

Design for excellence

Collection ModularT has been created after researching latest trends in ceramics and wood floor coverings. Its designs are suitable for modern architecture, and for those who like simplicity and uniqueness, at the same time paying attention to details.

We created this collection led by idea of achieving excellence.

ModularT collection is a selection of modern designs, created with the use of classic materials. Three different kinds of wood, the soul of collection, are timeless classics with natural imperfections of nature, modern colours that create contemporary look of living spaces. Three woods, perfect for any use, from commercial to residential spaces, designed in order to satisfy those who search for classic looks, as well as those who prefer Scandinavian minimalism. The fourth design, Beton, was a sophisticated project with carefully selected combinations of colours, compatible with all three wooden designs. Different grey tones in collection are mixed with nuances of brown and beige colour, which all together represent a solution for urban design spaces.

Collection ModularT with its charm and soul, can support our different characters and personalities.



OAK TREND

Authentic, old wood structure, which passed the test of time and became icon of design itself. Remaining trendy through the years, classic wood with enhanced brush effect brings in the spirit of nature. Stories can be told on this floor.

Colour palette is inspired by Scandinavian style, which, along with its simplicity, expresses warmth, personality and familiarity.



Warm beige nuance
with cold ash effect

OAK TREND Beige 257021000 / 20x120cm






Concrete colour applied on authentic wood structure



OAK TREND Grey 257021002 / 20x120cm





Light yellow combined with colder tones



OAK TREND Sand

257021004 / 20x120cm





Cold brown nuance



OAK TREND Cold Brown 257021003 / 20x120cm





Graphite black nuance



OAK TREND Graphite

257021005 / 20x120cm



OAK ORIGIN

Natural structure of wood exudes freshness and energy, leaving impression of traditional, classic and elegant oak.

Rich and massive structure is in perfect harmony with enhanced shapes and texture. Coloured in calm and flat aspect with darker effects around natural shapes of tree rings, make this design unique. Use of natural colours in this design is very important, since they create atmosphere and impression of natural environment.



Ice cold beige with grey nuances

OAK ORIGIN Cool Beige ^{257021006 / 20x120cm}





Warm powder beige



OAK ORIGIN Beige 257021007 / 20x120cm





Classic yellow colour
in honey gold tone



OAK ORIGIN Nature 257021009 / 20x120cm





Natural brown tone in rich wood structure



OAK ORIGIN Light Brown 257021008 / 20x120cm



OAK STREET

This design brings together traditional and modern, with various possibilities thanks to multicolour nuances.

With its modern appearance, and cheerful colour nuances inside each board, this design gives impressive looks to any space.

Rich selection of colouristic solutions enables complete transformation of this design in different versions.



Light, laminate-like mono white colour is ideal, since it creates the impression of light and clean space.

OAK STREET White 257021014 / 20x120cm





Dusty light grey nuance

OAK STREET Grey 257021013 / 20x120cm





Medium cool pistachio brown



OAK STREET Beige Stone 257021010 / 20x120cm





Medium nuance
of brown colour



OAK STREET Cold Brown 257021012 / 20x120cm





Dark chocolate brown



OAK STREET BROWN 257021011 / 20x120cm




BETON

Concrete design, leaves strong impression with its simplicity. Without excess accents, pure perfection only. Designed and coloured with style, it is ideal for creating minimalist interior design.



Cool beige nuance,
with cold white effect

BETON Cold Beige 257022000 / 60x60cm






Warm beige nuance



BETON Beige 257022006 / 60x60cm





Light grey concrete colour



BETON Original 257022003 / 60x60cm





Cold calm brown tones



BETON Cold Brown 257022002 / 60x60cm





Light grey with warm brown effect



BETON Stone Brown 257022004 / 60x60cm





Warm medium brown colour with tones of rust, that can be beautifully combined with neutral tones and white wood



BETON Warm Brown 257022005 / 60x60cm





Classic concrete colour



BETON Grey 257022007 / 60x60cm






Graphite grey nuance



BETON Dark Grey 257022008 / 60x60cm



Modular solution

Endless combinations

ModularT 7 is a solution that offers various possibilities for creating original spaces by combining different shapes, designs and colours. On the following pages, you will find several suggestions prepared by Tarkett Design team.

BETON Dark Grey 257022008
OAK TREND COLD BROWN 257021003
OAK TREND GREY 257021002





Installation Instructions

IMPORTANT!

- The subfloor must be level, flat, clean, free from marks, sound, dry, solid, hard, smooth and not exposed to moisture.
 - The preparation/dryness of the subfloor and installation procedures should all be in accordance with the current relevant standard within the country of use. Absorbency has to be regulated when needed and subfloor protected from humidity rising.
 - Use the same shade number for each continuous surface.
 - For wood pattern, avoid installation of LVT with the same design next to each other.
 - Let the flooring acclimatise and relax at least 24h at room temperature (minimum 15°C or in accordance with current relevant country standard) before installation.
 - Before starting to install, determine the type of laying taking into account the shape of the room and the design to be laid.
 - The cut tiles closest to the walls should be more than 10 cm wide; at doorways and corners, not less than half a whole tile.
- ### INSTALLATION:
- Tiles should be laid in a checkerboard pattern and installation should start from the center of the room, taking into consideration the wet bonding method when necessary.
 - Stagger each row of planks to ensure that the end joints do not coincide with the previous row installed.
 - Use only adhesives recommended by Tarkett (list available on our website). Always follow the adhesive manufacturer's instructions.
 - Apply about 250 g/m² using the recommended trowel (TKB A1 or A2 according adhesive specification) and recommended open time.
 - The flooring should be pressed immediately with a cork press and rolled in both directions with a heavy roller after complete installation.
 - Wait 48h before allowing any foot traffic and 72h for moving of furniture.
 - This information is subject to change due to continuous improvement.



TECHNICAL DATA

CERTIFICATION AND CLASSIFICATION	STANDARD	ModularT 7
Type of flooring	ISO (EN) 10582	Compact resilient floor covering
CE certification	EN 14041	YES
Classification	ISO 10874 (EN 685)	Residential: 23 Commercial: 34 Industrial: 43
TECHNICAL CHARACTERISTICS	STANDARD	ModularT 7
Total thickness	ISO 24346 (EN 428)	2,5 mm
Wear layer thickness	ISO 24340 (EN 429)	0,7 mm
Bevelled edges		YES
Total weight	ISO 23997 (EN 430)	3200 g/m ²
Wear layer binder content	ISO 10582	Type I
Form of delivery	ISO 24342 (EN 427)	Plank 20 x 120 cm, 18 planks/box = 4,32m ² , 60 boxes/pallet: 259,2m ² Tiles 60 x 60 cm, 12 tiles/box = 4,32m ² , 60 boxes/pallet: 259,2m ²
TECHNICAL PERFORMANCES	STANDARD	ModularT 7
Dimensional stability	ISO 23999 (EN 434)	≤ 0.10 %
Reaction to fire	EN 13501-1	Bfls1 on concrete substrate
Residual indentation	ISO 24343-1(EN 433)	≤ 0,10 mm
Furniture leg	EN 424	No damage
Castor chair	ISO 4918 (EN 425)	No damage
Curl resultant to heat	ISO 23999 (EN 434)	≤ 2 mm
Thermal resistance	ISO (EN) 12524	0,02 - 0,03 m ² K/W
Acoustic insulation	ISO (EN) 717/2	6 dB
Walking noise	NF S 31- 074	L n,e,w = 76 dB
Light fastness	ISO (EN) 105-B02	7/8
Slip resistance	EN 13893 DIN 51130	μ ≥ 0,3 R9/R10 depending on embossing type
Electrical properties	EN 1815 EN 1081	≤ 2 kV ≤ 1*10 ⁹ Ohm



Floor covering must be installed in accordance with recommendation from producer.

SERBIA: Tarkett SEE, Industrijska zona 8, 21400 Bačka Palanka, Phone: +381 21 7557 649, Fax: +381 21 750 133, www.tarkett.rs; ROMANIA: Tarkett SEE, Willbrook Platinum Business & Convention Center, 172-176 Bucharest - Ploiest Road, Building "A", 3rd floor, 013697 Bucharest, Sector 1 Romania, Phone: +40 21 224 0124, www.tarkett.ro; BULGARIA: Tarkett SEE 23A Dragan Tsankov Blvd., office building Tetrix, floor 1, office 7, Sofia, Phone: +359 2 986 7988, www.tarkett.bg; CROATIA: Tarkett SEE, Buzinski prilaz 10, 10 000 Zagreb, Phone: +385 98 385 194, www.tarkett.hr; BOSNIA AND HERZEGOVINA: Tarkett SEE, Džemala Bijedića bb, Naselje Bulevar, 71000 Sarajevo, Phone: +387 66 808 446, www.tarkett.ba; RUSSIA: Tarkett RUS, Andropov avenue, bld. 18/7, 115432, Moscow, Russia, +7 495 7753737, www.tarkett.ru; UKRAINE: Tarkett UKRAINE, 13, Staronavodnitskaya, str., sect G, of. 126-B, Kiev, 01015 Ukraine, + 380 44 569 12 21, www.tarkett.ua; BELARUS: Tarkett BELARUS, Gvardeyskaya str. 10, room 3, 2nd floor, 220035 Minsk, Republic of Belarus, +375 172 09 08 79, www.tarkett.ru; KAZAKHSTAN: Tarkett KAZAKHSTAN, 010000, Republic Kazakhstan, Astana, Turan avenue, 18, BC «Turan 18», block «B», office 504-507, +7 (7172) 79 90 80 (81-84), +7 775 457 23 25, fax + (7172) 79 90 80 (ext.3513) www.tarkett.kz;

for other countries see www.tarkett.com